

Our Soft Whisperer

PANORAMA II

Imagine a place far from home that feels just like home, where the borders are delineated by the golden shores of the sea; and home is wherever the anchors drop. Imagine 164 feet of comfort, sleek beauty, and safety classified by the latest International "Safety of Life at Sea" (SOLAS) standards. Imagine your floating home on board the sleek, Motor Sailer as she spreads her white sails through the seas under the name PANORAMA II, waving her Greek flag through the wind. Discover the world by sea at 10 knots, in her un-rushed pace, one island or seashore at a time on board the ultimate 2 masted motor sailer cruiser.

Panorama II loves to seduce her select 49 guests with her classic lines and wood paneled lounges redefining what yachting was meant to be. A spacious lounge with ample space, dining areas decorated with warm colors, rich library and two decks for sunbathing, shaded areas and outdoor bar and loungers are just some of the elements that define her essence. 360° views of unobstructed ocean are your eyes' canvas painted with ocean blue and deep green mountains.

Embrace freedom as the Panorama II sets her white sails seduced by the clear winds of the sea. Mingle with likeminded travelers in our public areas, enjoy a moment to yourself in our ample deck space, or retreat to one of our 25 ocean view cabin-sanctuaries all offering windows or portholes connecting you with mother nature's wonders. Panorama II's experienced crew of 18 is trained with hospitality at heart to pamper her guests and guarantee the ultimate home away from home experience. Serenity is a state of mind; on board Variety Cruises it means feeling at home at sea- it's our state of mind. What's your state of mind?

Timeless Grace, Boundless Horizons - Whether cruising through crystal-clear waters or anchored in hidden bays, Panorama II offers you the chance to experience the world like never before.



25Cabins 49Guests


Ship type: Motor Sailer
Launch Year: 2004 (Renovated 2015)
Length / Breadth / Draft in m: 50x11.5x4.5
Length / Breadth / Draft in ft: 164x36x14.6
Cruising speed: 10 knots
Guests: 49
Cabins: 25 Ocean View (P: 1 A: 12 B: 8 C: 4)
Crew: 16-18
Insurance: All risks covered by The Shipowners' Club

Cabin Sanctuary

Windows: Upper & Main deck cabins
Portholes: Lower deck cabins
Triple Occupancy cabins: Category B
Flat-Screen TV
Mini Safe
Mini Fridge
Individually controlled A/C
En suite bathroom with shower
Hairdryers
Telephone for internal use
Central music

Home At Sea

Single seating dining
Indoor & Outdoor Lounge - Bar
Indoor & Outdoor Restaurant
Special food requests
Audiovisual in Lounge
Mini library
Beach Towels
Snorkeling equipment
Kayak
Board Games
Swimming Platform
Wi-Fi

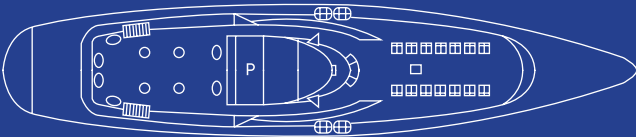


m²Cabins

Category P: 12.5 m² / 135 sq. ft.
Category A: from 9 m² to 12 m² / from 97 sq. ft. to 130 sq. ft.
Category B: from 10 m² to 13 m² / from 108 sq. ft. to 140.5 sq. ft.
Category C: from 10.5 m² to 11 m² / from 114 sq. ft. to 119 sq. ft.

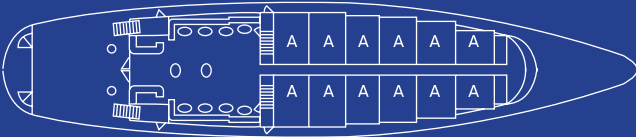
360°

Sun Deck



Riviera

Main Deck



Oceans

Lower Deck

